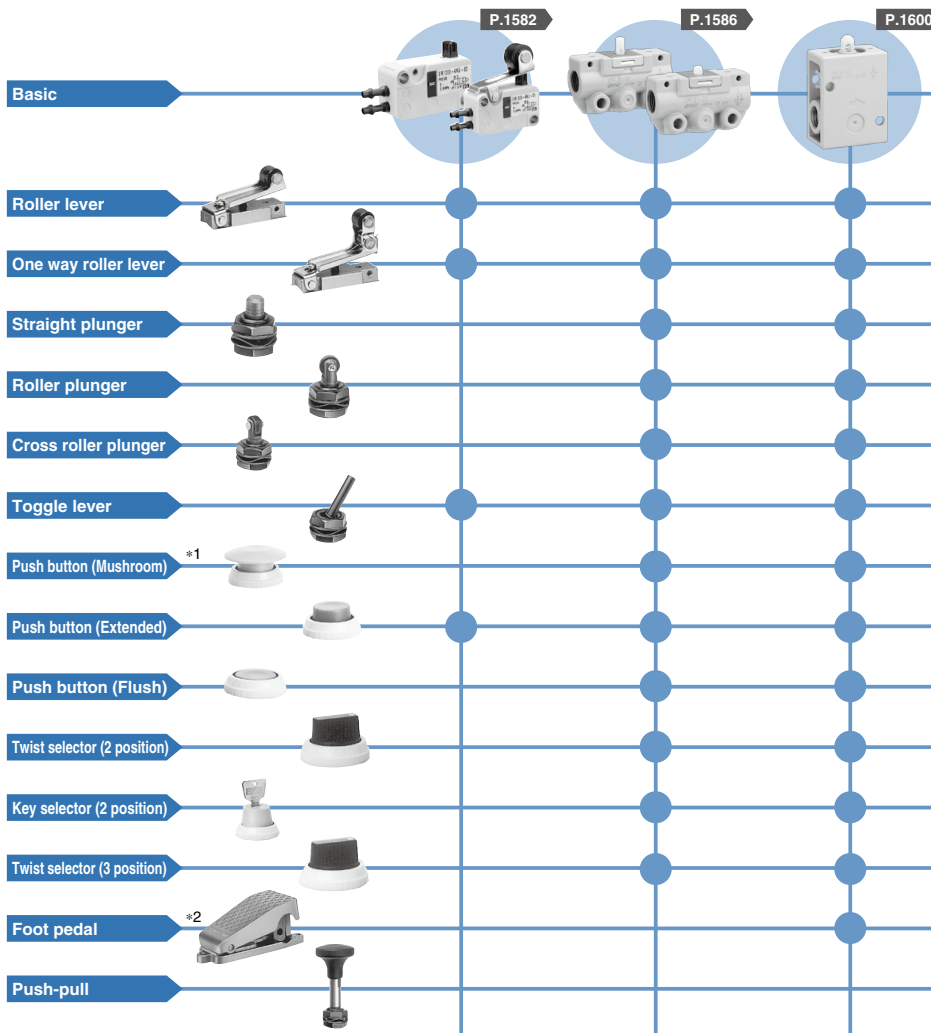


Series Variation

Model	VM1000	VM100	VM200
Dimensions (mm)	Side ported 11 x 36 x 16 Bottom ported 11 x 28 x 25	Side ported 17 x 44 x 25 Bottom ported 17 x 44 x 30	25 x 40 x 52




Effective area (mm ²)	1	2.5	19
Number of ports	2, 3	2, 3	2, 3
Function	Poppet	Poppet	Poppet

Made to Order



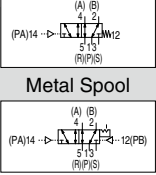


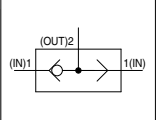


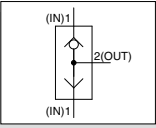

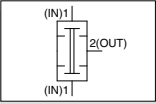

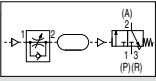


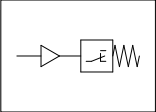



*1 Alternate type,
Mushroom push button...P.1648
Push-lock turn-reset type,
Mushroom push button...P.1651

*2 Foot pedal type 5 port
mechanical valve...P.1652



- VM
- VMG
- VR
- VR51
- VHK
- VH
- VHS
- VHS

Series Variation

			Effective area (mm ²)	Number of ports	Function
Relay valve P. 1669 Dimensions Side piping: 30 x 53 x 91 Bottom piping: 30 x 48 x 91	VR4151 		7	5	
	VR4152				
Shuttle valve P. 1671 Dimensions VR1210: 17.2 x 38 x 29 VR1220: 21.2 x 50 x 38	VR1210 		7	3	
	VR1220		15	3	
Shuttle valve P. 1672 Dimensions 71.6 x 44.8	VR1210F 		7.3	3	
	VR1220F		15.2	3	
AND valve P. 1674	VR1211F 		2.6	3	
Time delay valve P. 1676 Dimensions 70 x 68 x 66	VR2110 		2.5	3	
Pneumatic-electric relay P. 1678 Dimensions VR3200: 17 x 49 x 71 VR3201: 25 x 86 x 89	VR3200 		-	-	
	VR3201, VR3202				
Pneumatic indicator P. 1680 Dimensions ø26 x 66	VR3100 		-	-	
Miniature pneumatic indicator P. 1680 Dimensions ø12 x 17	VR3110 		-	-	