

# ATEX Compliant ISO Cylinder [ISO/6432]

## Standard: Double Acting, Single Rod

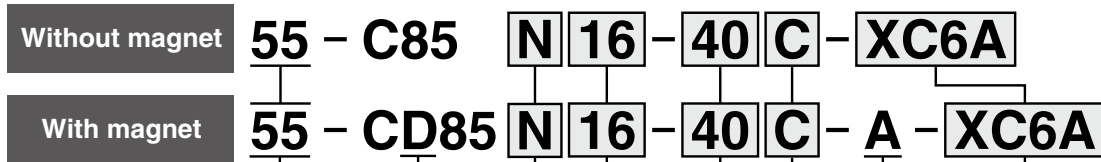
# Series 55-C85

∅8, ∅10, ∅12, ∅16, ∅20, ∅25



CE II 2G Ex h IIC T5..T4 Gb  
II 2D Ex h IIIC T89°C..T109°C Db

### How to Order



ATEX category 2

Built-in magnet for auto switch

#### Mounting

N*	Basic (integrated clevis)
E	Double end
F	Front nose
Y	Front nose in line port

\* Air cushion type is available for N type only.

#### Made to Order

Nil	Standard
XC6A	Stainless steel piston rod and rod-end nut
XC6B	Stainless steel piston rod, rod-end nut and mounting nut
XC22	Fluororubber seals
X2018	Long stroke

#### Auto switch mounting type

A	Rail mounting
B	Band mounting

Please order auto switches and bands separately.

#### Cushion

Nil	Rubber cushion (Standard)
C	Air cushion (Only "N" execution, bores 10 to 25 mm)

### Specifications

Bore size (mm)	8	10	12	16	20	25
Action	Double Acting, Single Rod					
Fluid	Air					
Proof pressure	1.5 MPa					
Max. operating pressure	1.0 MPa					
Min. operating pressure	0.1 MPa	0.08 MPa	0.05 MPa			
Ambient and fluid temperature	-10 to 60°C (No freezing)					
Lubrication	Not required (Non-lube)					
Piston speed	Air cushion: 50 to 1000 mm/s, Rubber cushion: 50 to 750 mm/s					
Stroke tolerance	+1.0 0 mm		+1.4 0 mm			
Cushion	Rubber cushion	Rubber cushion, Air cushion				
Port size	M5X0.8			G1/8		
Mounting	Integrated clevis, Double end, Front nose, Front nose in line port					

#### Bore size Cylinder stroke

Bore size (mm)	Standard stroke (mm)**	X2018 (Long stroke)
8*	10, 25, 40, 50, 80, 100	101 to 200
10		101 to 400
12	10, 25, 40, 50, 80, 100	201 to 400
16	125, 160, 200	
20	10, 25, 40, 50, 80, 100	301 to 1000
25	125, 160, 200, 250, 300	

\* Not available with air cushion.

\*\* Other strokes available on request.

### Mounting Bracket Part No.

		Bore size (mm)					
		8	10	12	16	20	25
Mounting bracket	Foot (1 pc.)	C85L10A		C85L16A		C85L25A	
	Foot (2 pcs. with mounting nut 1 pc.)	C85L10B		C85L16B		C85L25B	
	Flange	C85F10		C85F16		C85F25	
	Trunnion	C85T10		C85T16		C85T25	
	Clevis	C85C10		C85C16		C85C25	
Accessory	Rod end	KJ4D		KJ6D		KJ8D	KJ10D
	Double knuckle joint	GKM4-8		GKM6-12		GKM8-16	GKM10-20
	Floating joint	JA10-4-070		JA15-6-100		JA20-8-125	JA30-10-125

All other specifications are the same as the standard products Series C85.  
[Click here](#) for details.

Refer to page 69 for applicable auto switches.

# ATEX Compliant ISO Cylinder [ISO/6432]

## Standard: Double Acting, Double Rod

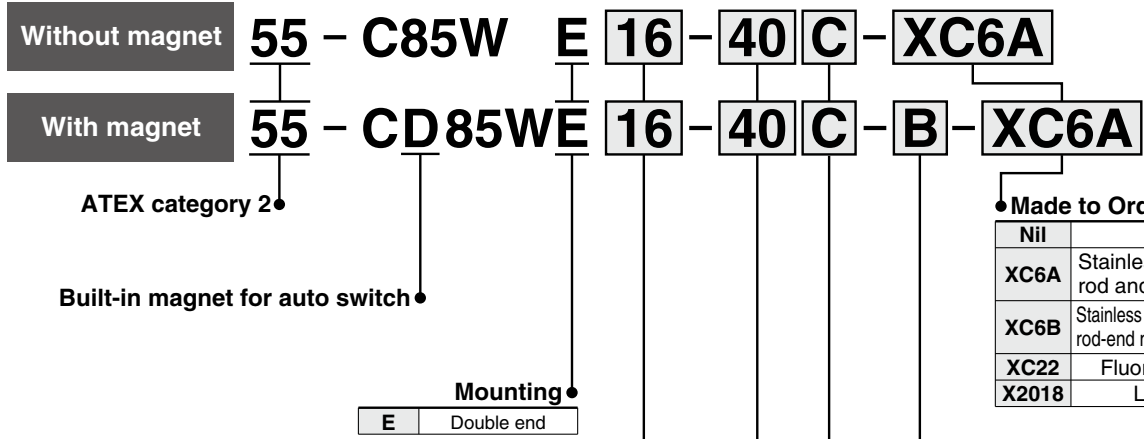
# Series 55-C85W

∅8, ∅10, ∅12, ∅16, ∅20, ∅25



CE II 2G Ex h IIC T5..T4 Gb  
II 2D Ex h IIIC T89°C..T109°C Db

### How to Order



• Made to Order

Nil	Standard
XC6A	Stainless steel piston rod and rod-end nut
XC6B	Stainless steel piston rod, rod-end nut and mounting nut
XC22	Fluororubber seals
X2018	Long stroke

• Auto switch mounting type

A	Rail mounting
B	Band mounting

Please order auto switches and bands separately.

• Cushion

Nil	Rubber cushion (Standard)
C	Air cushion (Bores 10 to 25 mm)

• Bore size      • Cylinder stroke

Bore size (mm)	Standard stroke (mm)**	X2018 (Long stroke)
8*	10, 25, 40, 50, 80, 100	—
10		
12	10, 25, 40, 50, 80, 100	—
16		
20	10, 25, 40, 50, 80, 100	301 to 500
25		

\* Not available with air cushion.  
\*\* Other strokes available on request.

All other specifications are the same as the standard products Series C85W.  
[Click here](#) for details.

Refer to page 69 for applicable auto switches.

### Specifications

Bore size (mm)	8	10	12	16	20	25
Action	Double Acting, Double Rod					
Fluid	Air					
Proof pressure	1.5 MPa					
Max. operating pressure	1.0 MPa					
Min. operating pressure	0.1 MPa	0.08 MPa	0.05 MPa			
Ambient and fluid temperature	-10 to 60°C (No freezing)					
Lubrication	Not required (Non-lube)					
Piston speed	Air cushion: 50 to 1000 mm/s, Rubber cushion: 50 to 750 mm/s					
Stroke tolerance	+1.0 0 mm			+1.4 0 mm		
Cushion	Rubber cushion	Rubber cushion, Air cushion				
Port size	M5X0.8			G1/8		
Mounting	Double end					

### Mounting Bracket Part No.

Mounting bracket		8	10	12	16	20	25
Mounting bracket	Foot (1 pc.)	C85L10A		C85L16A		C85L25A	
	Foot (2 pcs. with mounting nut 1 pc.)	C85L10B		C85L16B		C85L25B	
	Flange	C85F10		C85F16		C85F25	
	Trunnion	C85T10		C85T16		C85T25	
	Clevis	C85C10		C85C16		C85C25	
Accessory	Rod end	KJ4D		KJ6D		KJ8D	KJ10D
	Double knuckle joint	GKM4-8		GKM6-12		GKM8-16	GKM10-20
	Floating joint	JA10-4-070		JA15-6-100		JA20-8-125	JA30-10-125

# ATEX Compliant ISO Cylinder [ISO/6432]

## Non-rotating Type: Double Acting, Single Rod

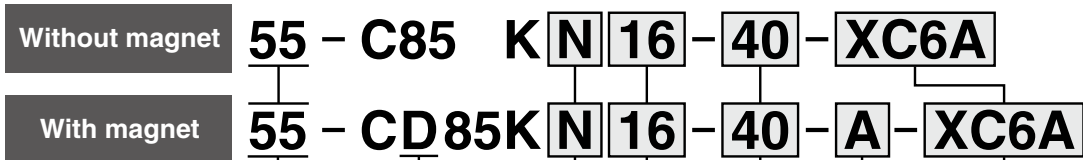
# Series 55-C85K

∅8, ∅10, ∅12, ∅16, ∅20, ∅25



CE II 2G Ex h IIC T5..T4 Gb  
II 2D Ex h IIIC T89°C..T109°C Db

### How to Order



ATEX category 2  
Built-in magnet for auto switch

#### Mounting

N	Basic (integrated clevis)
E	Double end
F	Front nose
Y	Front nose in line port

#### Made to Order

Nil	Standard
XC6A	Stainless steel piston rod and rod-end nut
XC6B	Stainless steel piston rod, rod-end nut and mounting nut
X2018	Long stroke

#### Auto switch mounting type

A	Rail mounting
B	Band mounting

Please order auto switches and bands separately.

### Specifications

Bore size (mm)	8	10	12	16	20	25
Action	Double Acting, Single Rod					
Fluid	Air					
Proof pressure	1.5 MPa					
Max. operating pressure	1.0 MPa					
Min. operating pressure	0.1 MPa	0.08 MPa	0.05 MPa			
Ambient and fluid temperature	-10 to 60°C (No freezing)					
Lubrication	Not required (Non-lube)					
Piston speed	Rubber cushion: 50 to 750 mm/s					
Stroke tolerance	+1.0 0 mm			+1.4 0 mm		
Cushion	Rubber cushion					
Port size	M5X0.8			G1/8		
Non-rotating accuracy	±1.5°	±1°		±0.7°		
Mounting	Integrated clevis, Double end, Front nose, Front nose in line port					

#### Bore size Cylinder stroke

Bore size (mm)	Standard stroke (mm)*	X2018 (Long stroke)
8	10, 25, 40, 50, 80, 100	101 to 200
10		101 to 400
12	10, 25, 40, 50, 80, 100	
16	125, 160, 200	201 to 400
20	10, 25, 40, 50, 80, 100	
25	125, 160, 200, 250, 300	301 to 1000

\* Other strokes available on request.

### Mounting Bracket Part No.

Mounting bracket		Bore size (mm)					
		8	10	12	16	20	25
Mounting bracket	Foot (1 pc.)	C85L10A		C85L16A		C85L25A	
	Foot (2 pcs. with mounting nut 1 pc.)	C85L10B		C85L16B		C85L25B	
	Flange	C85F10		C85F16		C85F25	
	Trunnion	C85T10		C85T16		C85T25	
	Clevis	C85C10		C85C16		C85C25	
Accessory	Rod end	KJ4D		KJ6D		KJ8D	KJ10D
	Double knuckle joint	GKM4-8		GKM6-12		GKM8-16	GKM10-20
	Floating joint	JA10-4-070		JA15-6-100		JA20-8-125	JA30-10-125

All other specifications are the same as the standard products Series C85K. [Click here](#) for details.

Refer to page 69 for applicable auto switches.