

Made to Order Common Specifications: -XC2(A): Rod End Length Extended 10 mm



14 Rod End Length Extended 10 mm

Symbol

-XC2(A)

-XC2 Rod end length (L dimension) specifications of the cylinder for mounting the flange on the foot or rod side are "standard product + 10 mm" (-XC2).

Applicable Series

Series	Description	Model	Action	Note	Vol. no. (for std model)
CQ2	Standard type	CQ2-Z	Double acting, Single rod	Foot type, Rod side flange only	Web Catalog
		CQ2-Z	Single acting (Spring return/extend)	Foot type, Rod side flange	
		CQ2W-Z	Double acting, Double rod	Foot type only	
	Non-rotating rod type	CQ2K-Z	Double acting, Single rod	Foot type, Rod side flange only	
		CQ2KW-Z	Double acting, Double rod	Foot type only	
		CQ2□S-Z	Double acting, Single rod	Foot type, Rod side flange	

-XC2A Rod end length (L dimension) specifications of the cylinder for mounting the double rod flange are "standard product + 10 mm" (-XC2A).

Applicable Series

Series	Description	Model	Action	Note	Vol. no. (for std model)
CQ2	Standard type	CQ2W-Z	Double acting, Double rod	Flange only	Web Catalog
	Non-rotating rod type	CQ2KW-Z	Double acting, Double rod	Flange only	

How to Order

C(D)Q2A Standard model no. - **XC2 (A)**

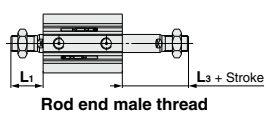
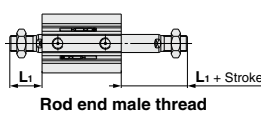
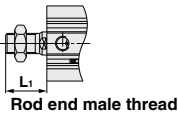
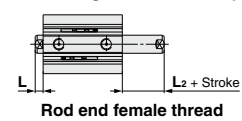
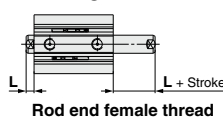
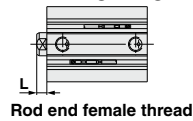
● Rod end length extended 10 mm

Specifications: Same as standard type

-XC2	Foot type, Rod side flange only
-XC2A	For mounting double rod flange

Dimensions (Dimensions other than below are the same as standard type.)

Double acting, Single rod Double acting, Double rod (-XC2) Double acting, Double rod (-XC2A)



XC2: Standard, Anti-lateral load, Non-rotating rod (mm)

Bore size (mm)	Applicable series		Dimensions		
	Standard type	Non-rotating rod type	Female thread		Male thread
			L	L1	L1
12	○	—	13.5	24	
16	○	—	13.5	25.5	
20	○	—	14.5	28.5	
25	○	—	15	32.5	
32	○	—	17	38.5	
40	○	○	17	38.5	
50	○	○	18	43.5	
63	○	○	18	43.5	
80	○	—	20	53.5	
100	○	—	22	53.5	

XC2A: Standard, Non-rotating rod (mm)

Bore size (mm)	Applicable series		Dimensions					
	Standard type	Non-rotating rod type	Female thread			Male thread		
			L	L2	L1	L1	L3	
12	○	—	13.5	3.5	24	14		
16	○	—	13.5	3.5	25.5	15.5		
20	○	—	14.5	4.5	28.5	18.5		
25	○	—	15	5	32.5	22.5		
32	○	—	17	7	38.5	28.5		
40	○	○	17	7	38.5	28.5		
50	○	○	18	8	43.5	33.5		
63	○	○	18	8	43.5	33.5		
80	○	—	20	10	53.5	43.5		
100	○	—	22	12	53.5	43.5		

XC2: CQ2 Single acting

Bore size	End shape Action Stroke	Female thread						Male thread					
		L						L1					
		Spring return			Spring extend			Spring return			Spring extend		
		All strokes	5	10	20	All strokes	5	10	20	All strokes	5	10	20
12		13.5	18.5	23.5	—	24	29	34	—				
16		13.5	18.5	23.5	—	25.5	30.5	35.5	—				
20		14.5	19.5	24.5	—	28.5	33.5	38.5	—				
25		15	20	25	—	32.5	37.5	42.5	—				
32		17	22	27	—	38.5	43.5	48.5	—				
40		17	22	27	—	38.5	43.5	48.5	—				
50		18	—	28	38	43.5	—	53.5	63.5				