

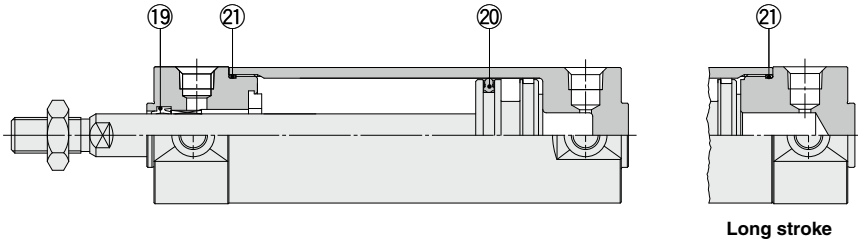
CG1-Z/CG1Y-Z Series

ø20, ø25
ø32, ø40
ø50, ø63
ø80, ø100

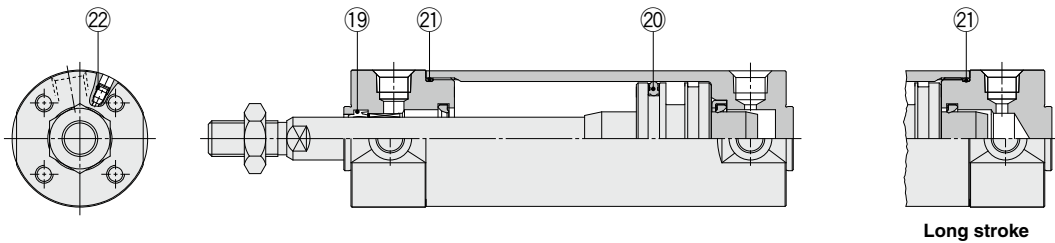
The Replacement Procedure is on p. 378

Construction

With rubber bumper

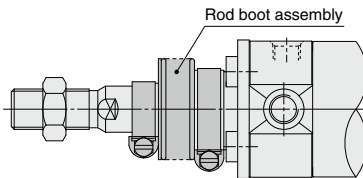


With air cushion



* The figures above show the construction of the CG1-Z series. The numbers correspond with those in the "Construction" of the CG1-Z series in the **Web Catalog**.

With rod boot



* Replaceable with the rod boot assembly
For details on replacement part numbers, refer to page 244.

Seal Kit List

No.	Description	Material	Note
19	Rod seal	NBR	22 is a non-replaceable part, so it is not included in the seal kit.
20	Piston seal		
21	Tube gasket		
22	Valve seal		

Disassembly/Replacement

⚠ Caution

1. Do not replace the bushings.

The bushings are press-fit. To replace them, they must be replaced together with the cover assembly.

2. To replace a seal, apply grease to the new seal before installing it.

If the cylinder is put into operation without applying grease to the seal, it could cause the seal to wear significantly, leading to premature air leakage.

3. Cylinders with ø50 or larger bore sizes cannot be disassembled.

When disassembling cylinders with bore sizes ø20 through ø40, grip the double flat part of either the head cover or the rod cover with a vise and loosen the other side with a wrench or a monkey wrench, etc., and then remove the cover. When re-tightening, tighten approximately 2 degrees more than the original position. (Cylinders with ø50 or larger bore sizes are tightened with a large tightening torque and cannot be disassembled. If disassembly is required, please contact SMC.)

Replacement Parts: Seal Kit

Bore size (mm)	Part no.	Contents
Standard type (With rubber bumper)		
20	CG1N20Z-PS	Set of nos. (19, 20, 21)
25	CG1N25Z-PS	
32	CG1N32Z-PS	
40	CG1N40Z-PS	
Smooth cylinder		
20	CG1Y20Z-PS	Set of nos. (19, 20, 21)
25	CG1Y25Z-PS	
32	CG1Y32Z-PS	
40	CG1Y40Z-PS	

* The seal kit includes a grease pack (10 g).
Order with one of the following part numbers when only the grease pack is required.

Standard type

Grease pack part no.: GR-S-010 (10 g)

Smooth cylinder

Grease pack part no.: GR-L-005 (5 g)

GR-L-010 (10 g)

GR-L-150 (150 g)

Air Cylinder/Standard Type: Single Acting, Spring Return/Extend

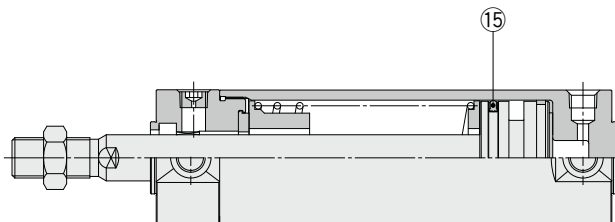
CG1-Z Series

ø20, ø25, ø32, ø40

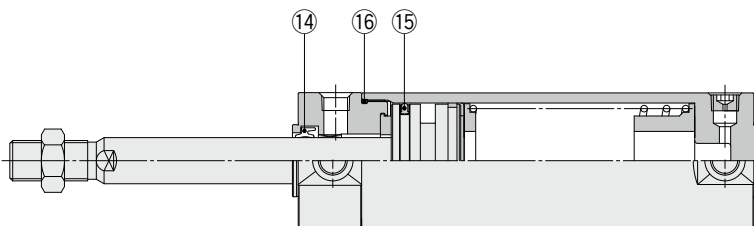
The Replacement Procedure is on p. 378

Construction

Single acting, spring return



Single acting, spring extend



* The numbers correspond with those in the "Construction" of the CG1-Z series in the **Web Catalog**.

Seal Kit List

• Single acting, spring return

No.	Description	Material	Note
15	Piston seal	NBR	

• Single acting, spring extend

No.	Description	Material	Note
14	Rod seal	NBR	
15	Piston seal		
16	Tube gasket		

Disassembly/Replacement

⚠ Caution

1. Do not replace the bushings.

The bushings are press-fit. To replace them, they must be replaced together with the cover assembly.

2. To replace a seal, apply grease to the new seal before installing it.

If the cylinder is put into operation without applying grease to the seal, it could cause the seal to wear significantly, leading to premature air leakage.

3. Cylinders with ø50 or larger bore sizes cannot be disassembled.

When disassembling cylinders with bore sizes ø20 through ø40, grip the double flat part of either the head cover or the rod cover with a vise and loosen the other side with a wrench or a monkey wrench, etc., and then remove the cover. When re-tightening, tighten approximately 2 degrees more than the original position.

(Cylinders with ø50 or larger bore sizes are tightened with a large tightening torque and cannot be disassembled. If disassembly is required, please contact SMC.)

Replacement Parts: Seal Kit

Bore size (mm)	Part no.	Contents
----------------	----------	----------

Single acting, spring return

20	CG1N20-S-PS	No. 15
25	CG1N25-S-PS	
32	CG1N32-S-PS	
40	CG1N40-S-PS	

Single acting, spring extend

20	CG1N20Z-PS	Set of nos. 14, 15, 16
25	CG1N25Z-PS	
32	CG1N32Z-PS	
40	CG1N40Z-PS	

* The seal kit includes a grease pack (10 g).

Order with the following part number when only the grease pack is required.

Grease pack part no.: GR-S-010 (10 g)